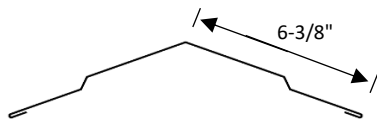
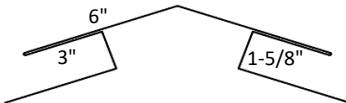




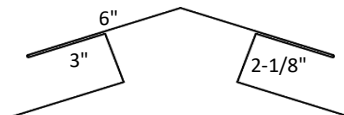
# **Standing Seam Trim**

**SSRC**

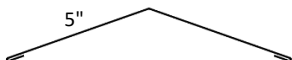
Standing Seam Ridge Cap

**SSRCJ15**

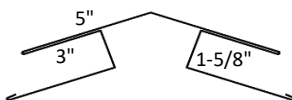
Standing Seam Ridge Cap with J 1-1/2"

**SSRCJ2**

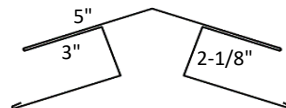
Standing Seam Ridge Cap with J 2"

**SSRCF**

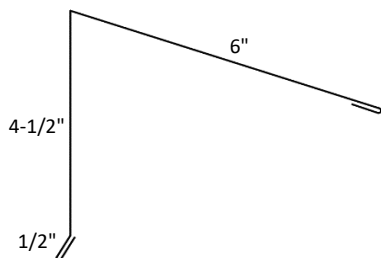
Standing Seam Ridge Cap Flat

**SSHC15**

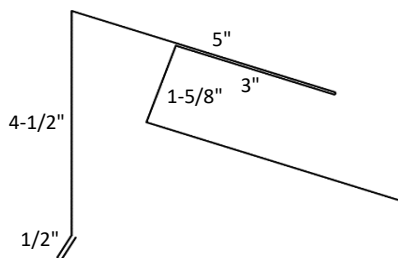
Standing Seam Hip Cap 1-1/2"

**SSHC2**

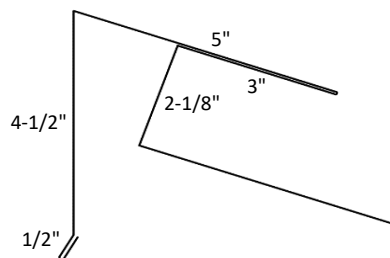
Standing Seam Hip Cap 2"

**SSRDE**

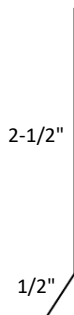
Standing Seam Ridge Drip

**SSRDEJ15**

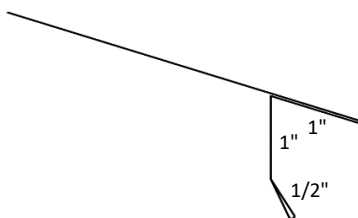
Standing Seam Ridge Drip with J 1-1/2"

**SSRDEJ2**

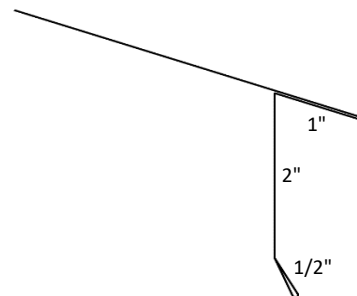
Standing Seam Ridge Drip with J 2"

**SSRDEC**

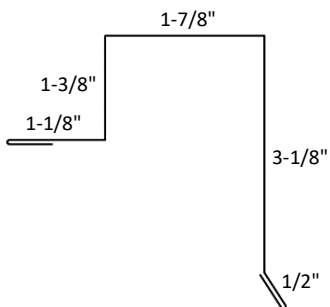
Standing Seam Ridge Drip Cleat

**SSEE1**

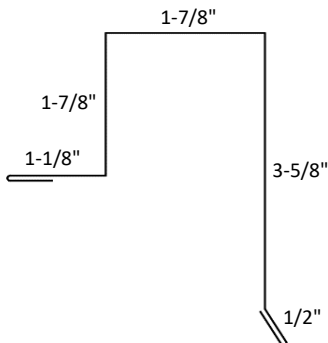
Standing Seam Extended Eave 1"

**SSEE2**

Standing Seam Extended Eave 2"

**SSGC15**

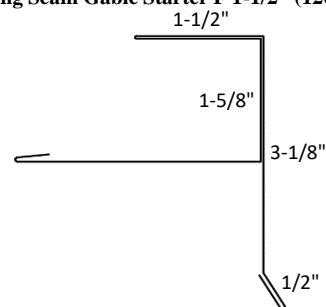
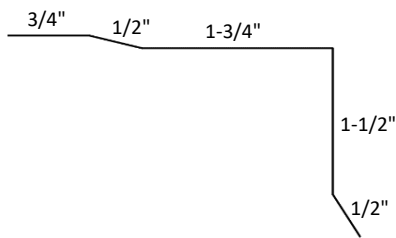
Standing Seam Gable Cap 1-1/2"

**SSGC2**

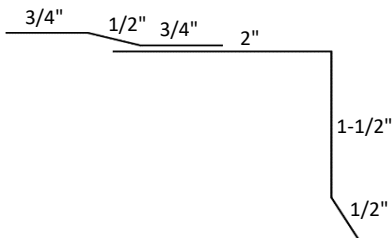
Standing Seam Gable Cap 2"

**SSGS15**

Standing Seam Gable Starter F 1-1/2" (120")

**SSGS15CL**Standing Seam Gable Starter F 1-1/2" (Custom Length)  
Available In Custom Lengths Between 120" - 252" Long**SSGCC1**

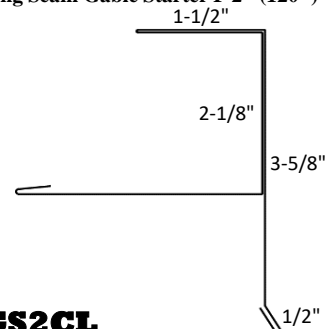
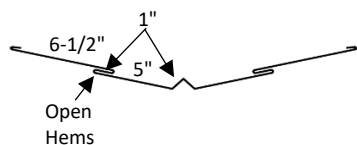
Standing Seam Gable Cap Cleat 1

**SSGCC2**

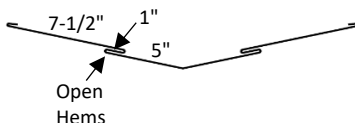
Standing Seam Gable Cap Cleat 2

**SSGS2**

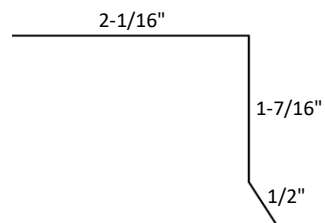
Standing Seam Gable Starter F 2" (120")

**SSGS2CL**Standing Seam Gable Starter F 2" (Custom Length)  
Available In Custom Lengths Between 120" - 252" Long**SSWVC**

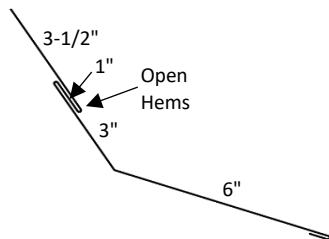
Standing Seam W-Valley with Cleats

**SSVVC**

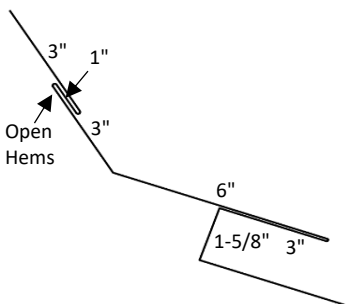
Standing Seam V-Valley with Cleats

**SSGSC**

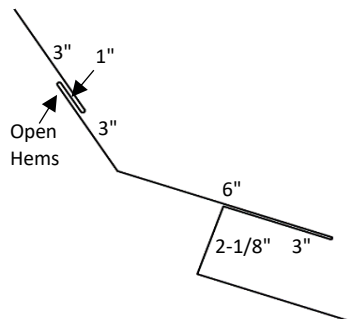
Standing Seam Gable Starter F Cleat

**SSPC**

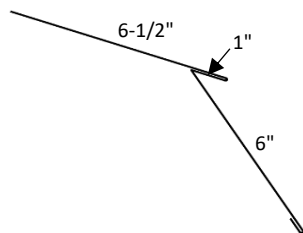
Standing Seam Pitch Change

**SSPCJ15**

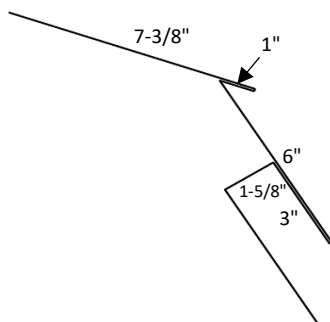
Standing Seam Pitch Change with J 1-1/2"

**SSPCJ2**

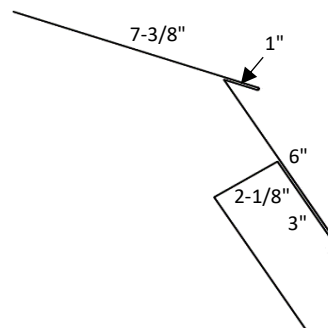
Standing Seam Pitch Change with J 2"

**SSGF**

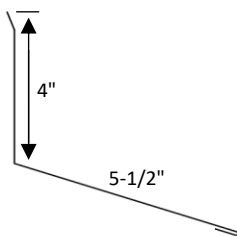
Standing Seam Gambrel Flashing

**SSGFJ15**

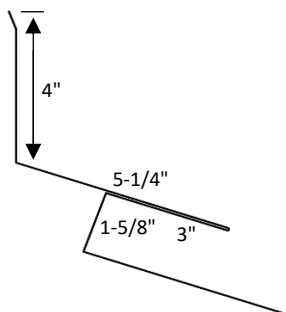
Standing Seam Gambrel Flashing with J 1-1/2"

**SSGFJ2**

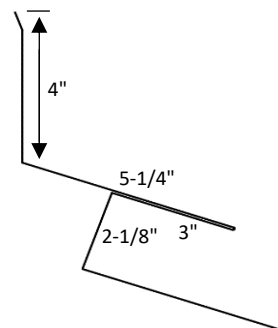
Standing Seam Gambrel Flashing with J 2"

**SSEW**

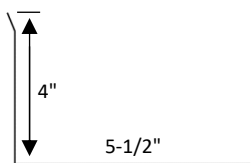
Standing Seam End Wall

**SSEWJ15**

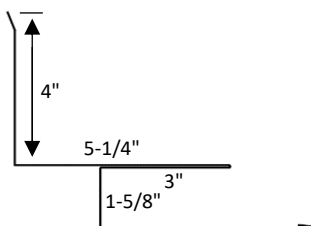
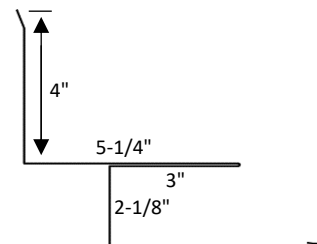
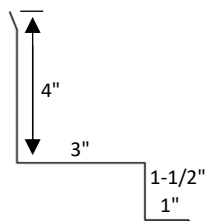
Standing Seam End Wall with J 1-1/2"

**SSEWJ2**

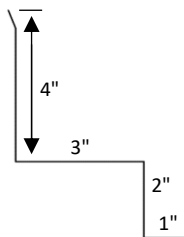
Standing Seam End Wall with J 2"

**SSSW**

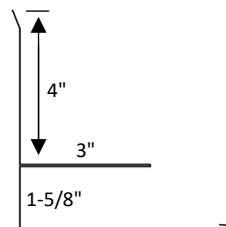
Standing Seam Side Wall

**SSSWJ515**Standing Seam Side Wall with J,  
5-1/4" Face, 1-1/2"**SSSWJ52**Standing Seam Side Wall with J,  
5-1/4" Face, 2"**SSSSW15**

Standing Seam Step Side Wall 1-1/2"

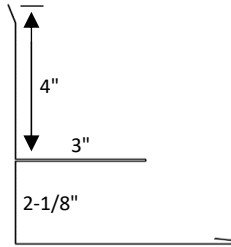
**SSSSW2**

Standing Seam Step Side Wall 2"

**SSSWJ315**

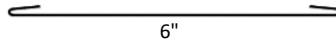
Standing Seam Side Wall with J, 3" Face, 1-1/2"

### SSSWJ32



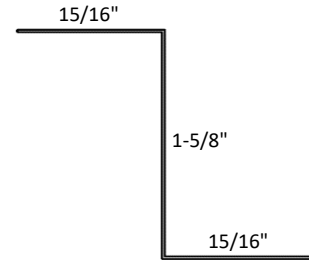
Standing Seam Side Wall with J, 3" Face, 2"

### SSWC



Standing Seam Water Channel

### SSZB15



Standing Seam Z-Bar 1-1/2"

### SSVZ1516



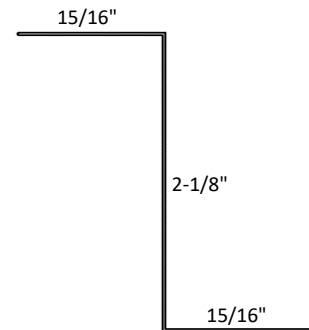
Standing Seam Vented Z-Bar 1-1/2" x 16" with Butyl

### SSVZ216



Standing Seam Vented Z-Bar 2" x 16" with Butyl

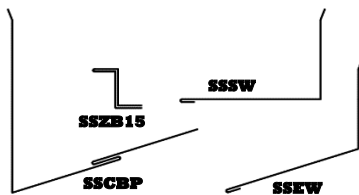
### SSZB2



Standing Seam Z-Bar 2"

### SSCKZ15

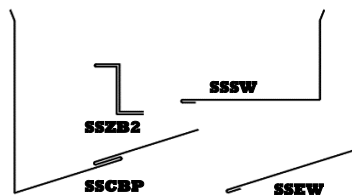
*Includes*  
1-SSCBP - 5' Long (See Page S4)  
1-SSEW - 5' Long (See Page S3)  
2-SSSW - 5' Long (See Page S3)  
3-SSZB15 - 5' Long (See Page S4)



Standing Seam Chimney Kit with Z-Bar 1-1/2"

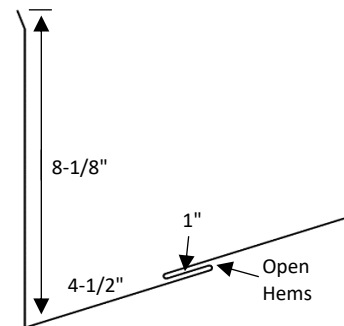
### SSCKZ2

*Includes*  
1-SSCBP - 5' Long (See Page S4)  
1-SSEW - 5' Long (See Page S3)  
2-SSSW - 5' Long (See Page S3)  
3-SSZB2 - 5' Long (See Page S4)



Standing Seam Chimney Kit with Z-Bar 2"

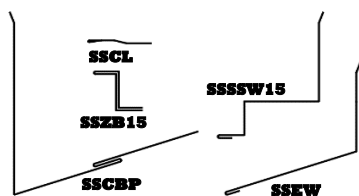
### SSCBP



Standing Seam Chimney Back Pan

### SSCKS15

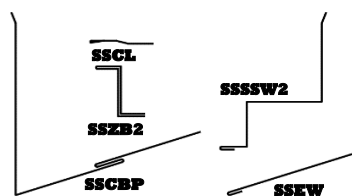
*Includes*  
1-SSCBP - 5' Long (See Page S4)  
1-SSEW - 5' Long (See Page S3)  
2-SSSW15 - 5' Long (See Page S3)  
2-SSCL - 5' Long (See Page S5)  
1-SSZB15 - 5' Long (See Page S4)



Standing Seam Chimney Kit with Step 1-1/2"

### SSCKS2

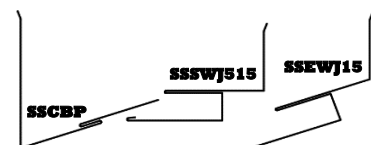
*Includes*  
1-SSCBP - 5' Long (See Page S4)  
1-SSEW - 5' Long (See Page S3)  
2-SSSW2 - 5' Long (See Page S3)  
2-SSCL - 5' Long (See Page S5)  
1-SSZB2 - 5' Long (See Page S4)



Standing Seam Chimney Kit with Step 2"

### SSCKJ515


*Includes*  
1-SSCBP - 5' Long (See Page S4)  
1-SSEWJ15 - 5' Long (See Page S3)  
2-SSSWJ515 - 5' Long (See Page S3)



Standing Seam Chimney Kit with J,  
5-1/4" Face, 1-1/2"

## SSCKJ52


*Includes*  
1-SSCBP - 5' Long (See Page S4)  
1-SSEWJ2- 5' Long (See Page S3)  
2-SSSWJ52- 5' Long (See Page S3)



Standing Seam Chimney Kit with J,  
5-1/4" Face, 2"

## SSCKJ315


*Includes*  
1-SSCBP - 5' Long (See Page S4)  
2-SSSWJ315- 5' Long (See Page S3)



Standing Seam Chimney Kit with J,  
3" Face, 1-1/2"

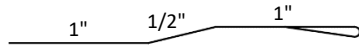
## SSCKJ32

*Includes*  
1-SSCBP - 5' Long (See Page S4)  
2-SSSWJ32- 5' Long (See Page S4)



Standing Seam Chimney Kit with J,  
3" Face, 2"

## SSCL



Standing Seam Cleat

## SS5FS

2" Flat Stock for Standing Seam  
S-5 Snow Guard System

Standing Seam S-5 Flat Stock 2"